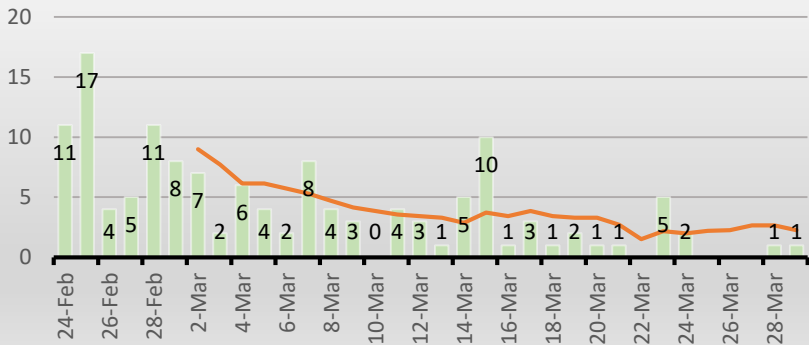


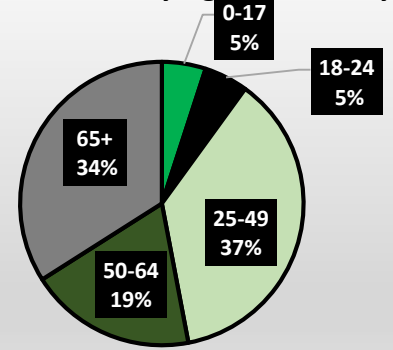
Lincoln County, North Carolina COVID-19 Snapshot 61

Lincoln County Specific Data – COVID-19		
Positive – Active Cases	Positive – Recovered Cases	Deaths
2	24,056	162

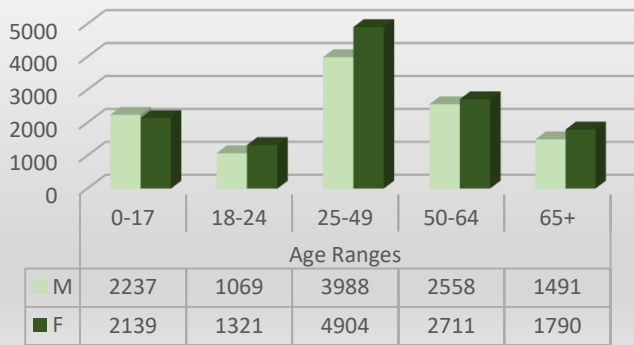
Cases-Past 30 Days



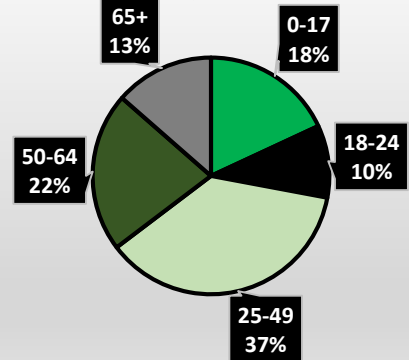
Percent of Cases by Age Past 14 Days



Age/Gender

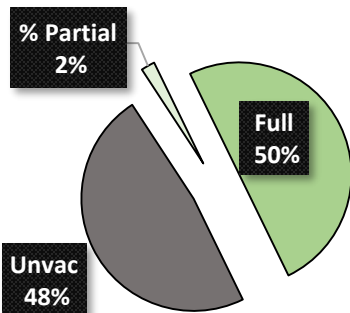


Percent Age Range Total



Total – From 3/12/2020	Past 60 days	Past 30 days	Previous 30 days	Past 14 days
Average/day	Average/day	Average/day	Average/day	Average/day
34.4	34.1	4.4	63.7	1.8

Vaccination Percent for Lincoln County 03/30/2022



Get the Stick

LINCOLN CO VACCINATION %

